



# Round 2 Canberra - ACT 2 May 2021



## THOR

### THOR MX1

#### Moto 2 - Part 2

Date: 02/05/21  
Event: R08  
Weather: Mostly sunny - Temp: 20.8C  
Track: Good

Started at: 15:05:50  
Laps: 12 Min + 1 Lap  
Starters: 36  
Printed at: 15:29

### PROVISIONAL CLASSIFICATION

Pos	No	Name	Machine	Laps	Race Time	Behind Leader	Behind Prev	Fastest Lap	On Lap
1	5	Kirk GIBBS (SA) / Factory Honda Racing Team / Konsky Motorposrt Honda Racing	Honda CRF 450	9	14:52.550			1:36.143	2
2	4	Luke CLOUT (NSW) / CDR Yamaha Monster Energy	Yamaha YZF 450	9	14:54.656	2.106	2.106	1:36.406	5
3	45	Hayden MELLROSS (NSW) / CDR Yamaha Monster Energy	Yamaha YZ 450	9	14:55.223	2.673	.567	1:36.523	4
4	72	Regan DUFFY (WA) / KTM Aust. / Wearelusty / Motorex / Oakley / Berrysweet / Gall Bros Medical	KTM SXF 450	9	14:57.992	5.442	2.769	1:36.730	3
5	1	Todd WATERS (QLD) / Husqvarna	Husqvarna FC 450	9	15:06.868	14.318	8.876	1:38.036	3
6	145	Maximus PURVIS (VIC) / WBR Yamaha Race Team	Yamaha YZF 450	9	15:14.119	21.569	7.251	1:38.205	3
7	24	Brett METCALFE (SA) / Factory Honda Racing Team / Konsky Motorposrt Honda Racing	Honda CRF 450	9	15:20.844	28.294	6.725	1:38.643	5
8	3	Jayden RYKERS (WA) / Empire Kawasaki Race Team	Kawasaki KX 450	9	15:37.101	44.551	16.257	1:40.893	2
9	9	Aaron TANTI (QLD) / GASGAS Racing Team	GasGas MCF 450	9	15:39.900	47.350	2.799	1:41.015	4
10	511	Jay LAMB (NSW) / MXR&D	Yamaha YZF 450	9	15:44.260	51.710	4.360	1:41.733	4
11	7	Connor TIERNEY (WA) / SB Motorsports / ECSTAR Suzuki	Suzuki RMZ 450	9	15:47.894	55.344	3.634	1:42.797	8
12	30	Joel WIGHTMAN (NSW) / Pro-Moto Suspension / Yamaha Racing / Incite Graphics / Fly Racing	Yamaha YZF 450	9	15:48.964	56.414	1.070	1:42.797	5
13	15	Jai WALKER (QLD) / Honda M-c / Yarrive Konsky / MXRP1 / Topline27 / Flyracingaus	Honda CRF 450	9	15:50.789	58.239	1.825	1:42.956	8
14	2	Lochie LATIMER (QLD) / TLR / Fly / Castrol / Bridgestone / Asterisk / BDS	KTM SXF 450	9	15:54.744	1:02.194	3.955	1:43.143	3
15	28	Jye DICKSON (NSW) / KTM Newcastle / WP Newcastle / Chris Woods Performance / TroyLee Designs	KTM SXF 450	9	15:56.079	1:03.529	1.335	1:43.267	4
16	81	Joel EVANS (QLD) / MyPitBoard / Furnikation / JPM / MotorcyclesRUs / Unit / Airoh / Kwala	KTM SX 450	9	15:56.675	1:04.125	.596	1:43.388	2
17	21	Ryan FINDANIS (NSW) / Precision Turbochargers / MCD Racing / Excite M-sports / Yamaha Aust.	Yamaha YZ 450	9	16:11.911	1:19.361	15.236	1:43.826	3
18	29	Navrin GROTHUES (QLD) / Mareeba Yamaha / ARMA Sport / Maxxis / Motorex / Kustom MX	Yamaha YZ 450	9	16:12.870	1:20.320	.959	1:44.642	2
19	168	Zhane DUNLOP (QLD) / Top Gun M-cycles / McLeods Accessories / Costanzo Racing Tuned / JPM	Yamaha YZF 450	9	16:12.997	1:20.447	.127	1:44.286	4
20	237	Joshua WHITEHEAD (NSW) / KTM Newcastle / Foxhead Aust. / SHIFT Aust. / Craig Anderson Racing	KTM SXF 450	9	16:15.809	1:23.259	2.812	1:44.550	2
21	10	Levi McMANUS (VIC) / Bridgeland M-cycles / JCP Suspension / M2R / Castrol / Bridgestone / FLY	Honda CRF 450	9	16:16.131	1:23.581	.322	1:44.491	5
22	18	Mitchell NORRIS (SA) / GreyZone Pirate Life Racing / Honda Genuine / Ride Red	Honda CRF 450	9	16:29.231	1:36.681	13.100	1:45.452	7
23	49	Cody O'LOAN (QLD) / Moto 1 / O'Loans Concreting / Mitas Tyres / Silkolene / Caboolture M-cycle Tyres	KTM SXF 450	9	16:39.204	1:46.654	9.973	1:47.025	5
24	89	Charlie WHITE		9	16:40.537	1:47.987	1.333	1:47.694	3

  
Chief Timekeeper - Scott Laing

  
Race Director - Mark Hancock





**Round 2  
Canberra - ACT  
2 May 2021**



**THOR**

**THOR MX1  
Moto 2 - Part 2**

Date: 02/05/21  
Event: R08  
Weather: Mostly sunny - Temp: 20.8C  
Track: Good

Started at: 15:05:50  
Laps: 12 Min + 1 Lap  
Starters: 36  
Printed at: 15:29

**PROVISIONAL CLASSIFICATION**

Pos	No	Name	Machine	Laps	Race Time	Behind Leader	Behind Prev	Fastest Lap	On Lap
25	84	Siegah WARD (SA) / Markane Racing / Mx Wraps / Intent / LS2 / Tunetech / SA M-cycles	Honda CRF 450	9	16:41.496	1:48.946	.959	1:47.151	2
26	68	Jake COBBIN (NSW) / City Coast M-cycles / Kenda Tires / Lucas Oil	Yamaha YZF 450	8	15:02.196	1 Lap		1:48.758	2
27	36	Max CLOSTER (VIC) / Matt Jones M-cycles / Race Ready Suspension / Alcocks Pool Tables	Kawasaki KX 450	8	15:05.679	1 Lap	3.483	1:48.298	3
28	62	Dylan WOOD (NSW) / KTM Newcastle / Chris Wood Performance / Gromor / TroyLee Designs	KTM SXF 450	8	15:10.977	1 Lap	5.298	1:43.933	2
29	415	Ashley O'MELEY (NSW) / Quickshift Motorcycles	Yamaha YZF 450	8	15:15.188	1 Lap	4.211	1:48.063	4
30	32	Joel CIGLIANO (NSW) / Mick Muldoon M-cycles / Pro-Moto Suspension / Rekluse / DMK Designs	Kawasaki KX 450	8	15:18.527	1 Lap	3.339	1:49.057	2
31	432	James JAFFER		8	15:19.353	1 Lap	.826	1:50.049	5
32	929	Jayden SHARP (QLD) / Rising M-sports / Meales / Elrock Housing / Hyperlyfe / ATR	KTM SX 450	8	15:34.059	1 Lap	14.706	1:51.223	3
33	33	Bryson CHERRETT		8	15:52.902	1 Lap	18.843	1:52.402	3
34	87	Daniel WEBBER (VIC) / WBR Motorcycle / Chads Offroad Setups	Yamaha YZ 450	8	16:07.316	1 Lap	14.414	1:54.264	3
DNF	48	Joben BALDWIN (VIC) / Ride Red	Honda CRF 450	7	12:23.018	1 Lap		1:43.252	2
DNF	162	Luke ZIELINSKI (QLD) / Trac-Rite Susp. / Intent MX / Pumpit / Bechlys Transport / Scalvini Aust.	GasGas MC 450	5	10:41.470	3 Laps		1:43.679	4

Fastest Lap was 1:36.143 by Kirk GIBBS (SA)

The results are provisional until the end of the time limit for protests and appeals.

  
Chief Timekeeper - Scott Laing

  
Race Director - Mark Hancock



[www.computime.com.au](http://www.computime.com.au)  
**COMPUTIME RACE TIMING SYSTEMS PTY LTD**





# Round 2 Canberra - ACT 2 May 2021



## THOR

THOR MX1

Moto 2 - Part 2


Date: 02/05/21  
Event: R08  
Weather: Mostly sunny - Temp: 20.8C  
Track: Good

Started at: 15:05:50  
Laps: 12 Min + 1 Lap  
Starters: 36  
Printed at: 15:29

### PROVISIONAL LAP TIMES

No	Name	Lap 1	Lap 2	Lap 3	Lap 4	Lap 5	Lap 6	Lap 7	Lap 8	Lap 9
1	Todd WATERS (QLD)	1:50.247	1:39.118	<b>1:38.036</b>	1:38.523	1:38.988	1:38.559	1:39.904	1:40.400	1:43.093
2	Lochie LATIMER (QLD)	1:58.659	1:43.567	<b>1:43.143</b>	1:43.756	1:44.188	1:46.457	1:44.007	1:44.216	1:46.751
3	Jayden RYKERS (WA)	1:54.026	<b>1:40.893</b>	1:42.832	1:41.823	1:42.510	1:41.660	1:42.618	1:43.281	1:47.458
4	Luke CLOUT (NSW)	1:44.715	1:36.744	1:36.773	1:36.723	<b>1:36.406</b>	1:45.720	1:38.216	1:39.630	1:39.729
5	Kirk GIBBS (SA)	1:43.987	<b>1:36.143</b>	1:37.113	1:37.256	1:37.361	1:39.199	1:39.890	1:39.498	1:42.103
7	Connor TIERNEY (WA)	1:54.359	1:43.625	1:44.016	1:44.390	1:43.618	1:44.319	1:43.239	<b>1:42.797</b>	1:47.531
9	Aaron TANTI (QLD)	1:48.711	1:47.936	1:41.978	<b>1:41.015</b>	1:41.769	1:43.163	1:43.164	1:44.142	1:48.022
10	Levi McMANUS (VIC)	2:07.088	1:47.369	1:45.562	1:45.545	<b>1:44.491</b>	1:45.146	1:45.795	1:47.283	1:47.852
15	Jai WALKER (QLD)	1:59.154	1:43.702	1:43.964	1:43.403	1:43.420	1:43.431	1:43.302	<b>1:42.956</b>	1:47.457
18	Mitchell NORRIS (SA)	2:01.746	1:47.586	1:48.212	1:49.292	1:46.101	1:45.990	<b>1:45.452</b>	1:48.632	1:56.220
21	Ryan FINDANIS (NSW)	2:03.749	1:45.948	<b>1:43.826</b>	1:44.978	1:44.914	1:43.915	1:47.010	1:47.638	1:49.933
24	Brett METCALFE (SA)	1:52.149	1:39.731	1:39.032	1:39.326	<b>1:38.643</b>	1:39.673	1:42.254	1:43.226	1:46.810
28	Jye DICKSON (NSW)	1:57.194	1:43.676	1:43.802	<b>1:43.267</b>	1:43.348	1:44.027	1:46.569	1:44.519	1:49.677
29	Navrin GROTHUES (QLD)	2:03.090	<b>1:44.642</b>	1:44.795	1:45.172	1:47.156	1:46.575	1:45.723	1:47.151	1:48.566
30	Joel WIGHTMAN (NSW)	1:58.210	1:43.334	1:44.743	1:42.864	<b>1:42.797</b>	1:43.534	1:42.940	1:43.538	1:47.004
32	Joel CIGLIANO (NSW)	2:10.790	<b>1:49.057</b>	1:50.836	1:51.945	1:52.318	1:52.676	1:55.303	1:55.602	
33	Bryson CHERRETT	2:10.149	1:52.800	<b>1:52.402</b>	1:53.469	1:53.999	2:01.935	1:59.362	2:08.786	
36	Max CLOSTER (VIC)	2:07.581	1:49.741	<b>1:48.298</b>	1:48.613	1:50.848	1:51.976	1:51.435	1:57.187	
45	Hayden MELLROSS (NSW)	1:49.984	1:37.766	1:37.313	<b>1:36.523</b>	1:38.103	1:38.263	1:38.981	1:39.496	1:38.794
48	Joben BALDWIN (VIC)	1:59.999	<b>1:43.252</b>	1:43.821	1:44.127	1:43.942	1:43.647	1:44.230		
49	Cody O'LOAN (QLD)	2:06.171	1:47.662	1:47.562	1:47.268	<b>1:47.025</b>	1:48.199	1:47.673	1:51.537	1:56.107
62	Dylan WOOD (NSW)	2:01.581	<b>1:43.933</b>	1:44.822	2:22.021	1:47.151	1:46.870	1:49.512	1:55.087	
68	Jake COBBIN (NSW)	2:08.145	<b>1:48.758</b>	1:49.738	1:49.558	1:49.382	1:50.126	1:50.401	1:56.088	
72	Regan DUFFY (WA)	1:49.088	1:37.199	<b>1:36.730</b>	1:37.565	1:39.657	1:39.912	1:38.543	1:40.281	1:39.017
81	Joel EVANS (QLD)	2:00.752	<b>1:43.388</b>	1:43.714	1:44.754	1:43.586	1:44.184	1:43.998	1:44.906	1:47.393
84	Siegah WARD (SA)	2:05.184	<b>1:47.151</b>	1:47.227	1:48.173	1:49.225	1:48.333	1:49.867	1:50.868	1:55.468
87	Daniel WEBBER (VIC)	2:14.549	1:54.691	<b>1:54.264</b>	1:55.694	1:58.264	2:00.230	1:58.887	2:10.737	
89	Charlie WHITE	2:06.413	1:48.860	<b>1:47.694</b>	1:48.383	1:47.914	1:48.696	1:49.640	1:51.589	1:51.348
145	Maximus PURVIS (VIC)	1:55.975	1:39.009	<b>1:38.205</b>	1:38.877	1:38.221	1:38.832	1:40.162	1:40.176	1:44.662
162	Luke ZIELINSKI (QLD)	2:02.410	1:47.389	1:46.778	<b>1:43.679</b>	3:21.214				
168	Zhane DUNLOP (QLD)	2:04.163	1:46.461	1:45.173	<b>1:44.286</b>	1:46.791	1:45.042	1:46.051	1:48.294	1:46.736
237	Joshua WHITEHEAD (NSW)	2:07.990	<b>1:44.550</b>	1:45.636	1:46.871	1:46.444	1:45.488	1:45.669	1:46.018	1:47.143
415	Ashley O'MELEY (NSW)	2:09.338	1:53.923	1:49.625	<b>1:48.063</b>	1:48.822	1:52.149	1:58.273	1:54.995	
432	James JAFFER	2:11.673	1:53.798	1:51.254	1:50.939	<b>1:50.049</b>	1:51.986	1:56.339	1:53.315	
511	Jay LAMB (NSW)	1:56.632	1:42.794	1:43.741	<b>1:41.733</b>	1:42.527	1:42.613	1:42.719	1:44.157	1:47.344
929	Jayden SHARP (QLD)	2:12.798	1:51.537	<b>1:51.223</b>	1:53.321	1:51.573	1:52.951	2:04.594	1:56.062	

The results are provisional until the end of the time limit for protests and appeals.

  
Chief Timekeeper - Scott Laing

  
Race Director - Mark Hancock



[www.computime.com.au](http://www.computime.com.au)  
COMPUTIME RACE TIMING SYSTEMS PTY LTD





# Round 2 Canberra - ACT 2 May 2021



## THOR

### THOR MX1 Moto 2 - Part 2

Date: 02/05/21  
Event: R08  
Weather: Mostly sunny - Temp: 20.8C  
Track: Good

Started at: 15:05:50  
Laps: 12 Min + 1 Lap  
Starters: 36  
Printed at: 15:29

#### PROVISIONAL SPLIT TIMES

Lap	Split 1	Split 2	Split 3	Lap Time	Lap	Split 1	Split 2	Split 3	Lap Time
<b>1 Todd WATERS (QLD) (5th)</b>					8	31.491	22.071	46.068	1:39.630
1	42.845	22.882	44.520	1:50.247	9	31.081	23.650	44.998	1:39.729
2	31.319	23.058	44.741	1:39.118	<b>5 Kirk GIBBS (SA) (1st)</b>				
3	<b>30.973</b>	22.923	<b>44.140</b>	<b>1:38.036</b>	1	39.136	<b>21.469</b>	<b>43.382</b>	1:43.987
4	31.139	22.961	44.423	1:38.523	2	30.556	21.605	43.982	<b>1:36.143</b>
5	31.096	22.823	45.069	1:38.988	3	31.243	21.894	43.976	1:37.113
6	30.994	22.732	44.833	1:38.559	4	31.360	21.564	44.332	1:37.256
7	31.355	<b>22.624</b>	45.925	1:39.904	5	<b>30.488</b>	21.827	45.046	1:37.361
8	31.653	23.098	45.649	1:40.400	6	31.555	22.293	45.351	1:39.199
9	32.117	24.522	46.454	1:43.093	7	31.507	22.470	45.913	1:39.890
<b>2 Lochie LATIMER (QLD) (14th)</b>					8	32.088	22.285	45.125	1:39.498
1	46.929	24.429	47.301	1:58.659	9	31.481	24.549	46.073	1:42.103
2	33.018	23.793	46.756	1:43.567	<b>7 Connor TIERNEY (WA) (11th)</b>				
3	32.862	23.783	<b>46.498</b>	<b>1:43.143</b>	1	43.936	23.499	46.924	1:54.359
4	33.196	<b>23.317</b>	47.243	1:43.756	2	33.158	23.120	47.347	1:43.625
5	<b>32.505</b>	23.666	48.017	1:44.188	3	33.197	23.270	47.549	1:44.016
6	35.925	23.418	47.114	1:46.457	4	33.118	23.002	48.270	1:44.390
7	33.191	23.350	47.466	1:44.007	5	33.032	23.271	47.315	1:43.618
8	33.309	23.867	47.040	1:44.216	6	33.701	22.882	47.736	1:44.319
9	32.871	27.160	46.720	1:46.751	7	33.446	<b>22.682</b>	47.111	1:43.239
<b>3 Jayden RYKERS (WA) (8th)</b>					8	<b>32.950</b>	22.932	<b>46.915</b>	<b>1:42.797</b>
1	44.789	23.390	<b>45.847</b>	1:54.026	9	33.910	24.911	48.710	1:47.531
2	<b>31.701</b>	23.205	45.987	<b>1:40.893</b>	<b>9 Aaron TANTI (QLD) (9th)</b>				
3	32.848	23.573	46.411	1:42.832	1	40.923	<b>22.367</b>	<b>45.421</b>	1:48.711
4	32.099	23.443	46.281	1:41.823	2	<b>31.648</b>	23.056	53.232	1:47.936
5	32.985	23.478	46.047	1:42.510	3	31.957	23.320	46.701	1:41.978
6	32.331	<b>23.061</b>	46.268	1:41.660	4	32.137	22.928	45.950	<b>1:41.015</b>
7	32.947	23.228	46.443	1:42.618	5	31.833	23.131	46.805	1:41.769
8	33.077	23.195	47.009	1:43.281	6	32.260	23.722	47.181	1:43.163
9	33.441	26.075	47.942	1:47.458	7	32.479	23.655	47.030	1:43.164
<b>4 Luke CLOUT (NSW) (2nd)</b>					8	32.606	23.760	47.776	1:44.142
1	39.467	<b>21.486</b>	<b>43.762</b>	1:44.715	9	33.430	26.263	48.329	1:48.022
2	<b>30.124</b>	21.832	44.788	1:36.744	<b>10 Levi McMANUS (VIC) (21th)</b>				
3	30.257	22.120	44.396	1:36.773	1	52.674	25.729	48.685	2:07.088
4	30.624	21.765	44.334	1:36.723	2	34.532	24.723	48.114	1:47.369
5	30.147	21.990	44.269	<b>1:36.406</b>	3	34.367	23.861	<b>47.334</b>	1:45.562
6	31.622	22.427	51.671	1:45.720	4	<b>33.206</b>	23.757	48.582	1:45.545
7	31.178	22.088	44.950	1:38.216					

*Scott Laing*  
Chief Timekeeper - Scott Laing

*Mark Hancock*  
Race Director - Mark Hancock





# Round 2 Canberra - ACT 2 May 2021



## THOR

### THOR MX1 Moto 2 - Part 2

Date: 02/05/21  
Event: R08  
Weather: Mostly sunny - Temp: 20.8C  
Track: Good


Started at: 15:05:50  
Laps: 12 Min + 1 Lap  
Starters: 36  
Printed at: 15:29

#### PROVISIONAL SPLIT TIMES

Lap	Split 1	Split 2	Split 3	Lap Time	Lap	Split 1	Split 2	Split 3	Lap Time
5	33.420	23.441	47.630	<b>1:44.491</b>	2	31.816	22.516	45.399	1:39.731
6	33.810	<b>23.261</b>	48.075	1:45.146	3	31.865	22.465	<b>44.702</b>	1:39.032
7	33.544	23.493	48.758	1:45.795	4	31.932	22.506	44.888	1:39.326
8	33.767	25.115	48.401	1:47.283	5	<b>31.556</b>	<b>22.350</b>	44.737	<b>1:38.643</b>
9	33.498	26.673	47.681	1:47.852	6	31.657	22.967	45.049	1:39.673
<b>15 Jai WALKER (QLD) (13th)</b>					7	32.602	23.590	46.062	1:42.254
1	48.334	23.337	47.483	1:59.154	8	33.717	23.245	46.264	1:43.226
2	33.952	22.762	<b>46.988</b>	1:43.702	9	32.808	25.555	48.447	1:46.810
3	33.528	23.133	47.303	1:43.964	<b>28 Jye DICKSON (NSW) (15th)</b>				
4	<b>32.737</b>	23.201	47.465	1:43.403	1	45.343	23.648	48.203	1:57.194
5	33.125	23.126	47.169	1:43.420	2	33.120	23.441	47.115	1:43.676
6	32.936	22.966	47.529	1:43.431	3	33.184	23.682	<b>46.936</b>	1:43.802
7	32.987	23.075	47.240	1:43.302	4	<b>32.581</b>	23.661	47.025	<b>1:43.267</b>
8	33.167	<b>22.734</b>	47.055	<b>1:42.956</b>	5	32.822	23.429	47.097	1:43.348
9	34.009	25.889	47.559	1:47.457	6	32.802	<b>23.286</b>	47.939	1:44.027
<b>18 Mitchell NORRIS (SA) (22th)</b>					7	34.410	24.181	47.978	1:46.569
1	47.163	24.840	49.743	2:01.746	8	33.210	23.779	47.530	1:44.519
2	34.240	24.088	49.258	1:47.586	9	33.359	27.439	48.879	1:49.677
3	34.572	23.869	49.771	1:48.212	<b>29 Navrin GROTHUES (QLD) (18th)</b>				
4	34.554	24.250	50.488	1:49.292	1	50.303	24.486	48.301	2:03.090
5	34.096	23.817	<b>48.188</b>	1:46.101	2	33.710	23.968	<b>46.964</b>	<b>1:44.642</b>
6	33.221	24.559	48.210	1:45.990	3	<b>33.268</b>	23.964	47.563	1:44.795
7	<b>32.965</b>	<b>23.565</b>	48.922	<b>1:45.452</b>	4	33.423	24.072	47.677	1:45.172
8	34.019	25.005	49.608	1:48.632	5	33.955	24.261	48.940	1:47.156
9	36.201	28.125	51.894	1:56.220	6	34.236	24.043	48.296	1:46.575
<b>21 Ryan FINDANIS (NSW) (17th)</b>					7	33.980	<b>23.303</b>	48.440	1:45.723
1	49.599	24.623	49.527	2:03.749	8	33.935	25.374	47.842	1:47.151
2	33.451	24.329	48.168	1:45.948	9	33.980	26.491	48.095	1:48.566
3	<b>32.676</b>	<b>23.359</b>	47.791	<b>1:43.826</b>	<b>30 Joel WIGHTMAN (NSW) (12th)</b>				
4	33.463	23.581	47.934	1:44.978	1	47.264	23.315	47.631	1:58.210
5	33.842	23.931	<b>47.141</b>	1:44.914	2	33.209	23.130	46.995	1:43.334
6	32.857	23.552	47.506	1:43.915	3	34.471	<b>23.062</b>	47.210	1:44.743
7	34.089	23.491	49.430	1:47.010	4	32.518	23.720	46.626	1:42.864
8	33.912	24.606	49.120	1:47.638	5	33.507	23.355	<b>45.935</b>	<b>1:42.797</b>
9	33.750	26.773	49.410	1:49.933	6	33.130	23.373	47.031	1:43.534
<b>24 Brett METCALFE (SA) (7th)</b>					7	<b>32.485</b>	23.068	47.387	1:42.940
1	43.683	22.625	45.841	1:52.149	8	33.203	23.369	46.966	1:43.538
					9	33.115	25.362	48.527	1:47.004

*Scott Laing*  
Chief Timekeeper - Scott Laing

*Mark Hancock*  
Race Director - Mark Hancock





# Round 2 Canberra - ACT 2 May 2021



## THOR

### THOR MX1 Moto 2 - Part 2

Date: 02/05/21  
Event: R08  
Weather: Mostly sunny - Temp: 20.8C  
Track: Good

Started at: 15:05:50  
Laps: 12 Min + 1 Lap  
Starters: 36  
Printed at: 15:29

#### PROVISIONAL SPLIT TIMES

Lap	Split 1	Split 2	Split 3	Lap Time	Lap	Split 1	Split 2	Split 3	Lap Time
<b>32 Joel CIGLIANO (NSW) (30th)</b>					<b>48 Joben BALDWIN (VIC) (DNF)</b>				
1	54.250	25.384	51.156	2:10.790	1	48.429	23.693	47.877	1:59.999
2	<b>34.756</b>	<b>24.501</b>	<b>49.800</b>	<b>1:49.057</b>	2	33.013	23.258	46.981	<b>1:43.252</b>
3	35.696	25.038	50.102	1:50.836	3	33.048	23.897	<b>46.876</b>	1:43.821
4	35.497	25.025	51.423	1:51.945	4	33.715	<b>23.220</b>	47.192	1:44.127
5	35.441	25.475	51.402	1:52.318	5	32.825	23.442	47.675	1:43.942
6	35.805	25.349	51.522	1:52.676	6	<b>32.759</b>	23.323	47.565	1:43.647
7	35.755	26.129	53.419	1:55.303	7	33.126	23.272	47.832	1:44.230
8	36.097	27.189	52.316	1:55.602					
<b>33 Bryson CHERRETT (33th)</b>					<b>49 Cody O'LOAN (QLD) (23th)</b>				
1	52.805	25.499	51.845	2:10.149	1	51.371	25.544	49.256	2:06.171
2	36.766	24.870	51.164	1:52.800	2	34.162	<b>24.178</b>	49.322	1:47.662
3	<b>36.011</b>	25.386	<b>51.005</b>	<b>1:52.402</b>	3	34.307	24.300	48.955	1:47.562
4	37.103	<b>24.726</b>	51.640	1:53.469	4	33.827	24.194	49.247	1:47.268
5	37.094	25.274	51.631	1:53.999	5	<b>33.502</b>	24.431	49.092	<b>1:47.025</b>
6	36.725	27.202	58.008	2:01.935	6	33.965	24.584	49.650	1:48.199
7	39.467	25.581	54.314	1:59.362	7	34.150	24.383	49.140	1:47.673
8	40.666	29.209	58.911	2:08.786	8	35.060	26.389	50.088	1:51.537
					9	35.308	31.983	<b>48.816</b>	1:56.107
<b>36 Max CLOSTER (VIC) (27th)</b>					<b>62 Dylan WOOD (NSW) (28th)</b>				
1	52.451	25.209	49.921	2:07.581	1	49.251	24.138	48.192	2:01.581
2	34.861	24.401	50.479	1:49.741	2	<b>33.347</b>	23.744	<b>46.842</b>	<b>1:43.933</b>
3	34.803	<b>24.148</b>	49.347	<b>1:48.298</b>	3	33.592	<b>23.668</b>	47.562	1:44.822
4	<b>34.758</b>	24.541	<b>49.314</b>	1:48.613	4	34.587	23.777	1:23.657	2:22.021
5	35.670	24.852	50.326	1:50.848	5	34.376	24.496	48.279	1:47.151
6	36.027	24.836	51.113	1:51.976	6	34.422	24.009	48.439	1:46.870
7	35.286	24.856	51.293	1:51.435	7	34.435	24.114	50.963	1:49.512
8	38.572	26.358	52.257	1:57.187	8	36.758	26.611	51.718	1:55.087
<b>45 Hayden MELLROSS (NSW) (3rd)</b>					<b>68 Jake COBBIN (NSW) (26th)</b>				
1	41.985	<b>21.637</b>	46.362	1:49.984	1	51.495	25.006	51.644	2:08.145
2	31.255	21.924	44.587	1:37.766	2	35.297	<b>24.390</b>	<b>49.071</b>	<b>1:48.758</b>
3	31.062	22.134	44.117	1:37.313	3	35.488	24.792	49.458	1:49.738
4	<b>30.754</b>	21.780	<b>43.989</b>	<b>1:36.523</b>	4	<b>35.011</b>	24.754	49.793	1:49.558
5	31.673	22.073	44.357	1:38.103	5	35.664	24.476	49.242	1:49.382
6	31.149	22.258	44.856	1:38.263	6	35.044	24.653	50.429	1:50.126
7	31.555	22.213	45.213	1:38.981	7	35.506	24.528	50.367	1:50.401
8	31.587	22.464	45.445	1:39.496	8	37.533	26.417	52.138	1:56.088
9	30.933	23.316	44.545	1:38.794					
<b>72 Regan DUFFY (WA) (4th)</b>									

*Scott Laing*  
Chief Timekeeper - Scott Laing

*Mark Hancock*  
Race Director - Mark Hancock





# Round 2 Canberra - ACT 2 May 2021



## THOR

THOR MX1

Moto 2 - Part 2

Date: 02/05/21  
Event: R08  
Weather: Mostly sunny - Temp: 20.8C  
Track: Good


Started at: 15:05:50  
Laps: 12 Min + 1 Lap  
Starters: 36  
Printed at: 15:29

### PROVISIONAL SPLIT TIMES

Lap	Split 1	Split 2	Split 3	Lap Time	Lap	Split 1	Split 2	Split 3	Lap Time
1	41.746	22.233	45.109	1:49.088	<b>89 Charlie WHITE (24th)</b>				
2	31.247	22.115	<b>43.837</b>	1:37.199	1	51.230	26.182	49.001	2:06.413
3	<b>30.755</b>	<b>22.078</b>	43.897	<b>1:36.730</b>	2	35.032	24.633	49.195	1:48.860
4	31.013	22.155	44.397	1:37.565	3	34.844	24.185	48.665	<b>1:47.694</b>
5	31.728	22.266	45.663	1:39.657	4	<b>34.662</b>	24.276	49.445	1:48.383
6	31.596	22.766	45.550	1:39.912	5	34.766	<b>24.090</b>	49.058	1:47.914
7	31.388	22.228	44.927	1:38.543	6	35.297	24.276	49.123	1:48.696
8	31.593	22.425	46.263	1:40.281	7	35.277	24.703	49.660	1:49.640
9	30.770	22.654	45.593	1:39.017	8	35.477	26.560	49.552	1:51.589
					9	36.023	27.513	<b>47.812</b>	1:51.348
<b>81 Joel EVANS (QLD) (16th)</b>					<b>145 Maximus PURVIS (VIC) (6th)</b>				
1	48.471	24.723	47.558	2:00.752	1	45.908	23.654	46.413	1:55.975
2	33.081	23.355	46.952	<b>1:43.388</b>	2	31.461	<b>22.077</b>	45.471	1:39.009
3	33.332	<b>23.305</b>	47.077	1:43.714	3	31.316	22.617	<b>44.272</b>	<b>1:38.205</b>
4	34.815	23.535	<b>46.404</b>	1:44.754	4	31.438	22.357	45.082	1:38.877
5	32.932	23.384	47.270	1:43.586	5	31.263	22.156	44.802	1:38.221
6	33.640	23.415	47.129	1:44.184	6	<b>30.890</b>	22.798	45.144	1:38.832
7	<b>32.865</b>	23.573	47.560	1:43.998	7	32.442	22.548	45.172	1:40.162
8	33.029	24.412	47.465	1:44.906	8	31.965	23.014	45.197	1:40.176
9	33.206	26.840	47.347	1:47.393	9	32.298	24.811	47.553	1:44.662
<b>84 Siegah WARD (SA) (25th)</b>					<b>162 Luke ZIELINSKI (QLD) (DNF)</b>				
1	50.205	25.825	49.154	2:05.184	1	50.012	24.229	48.169	2:02.410
2	34.388	24.468	<b>48.295</b>	<b>1:47.151</b>	2	34.932	23.793	48.664	1:47.389
3	<b>33.855</b>	<b>24.237</b>	49.135	1:47.227	3	35.018	24.061	47.699	1:46.778
4	34.211	24.710	49.252	1:48.173	4	<b>34.110</b>	<b>23.262</b>	<b>46.307</b>	<b>1:43.679</b>
5	35.266	24.357	49.602	1:49.225	5	35.369	23.475	2:22.370	3:21.214
6	34.493	24.592	49.248	1:48.333	<b>168 Zhane DUNLOP (QLD) (19th)</b>				
7	35.169	24.981	49.717	1:49.867	1	51.058	24.654	48.451	2:04.163
8	34.722	26.682	49.464	1:50.868	2	33.857	23.843	48.761	1:46.461
9	34.908	30.297	50.263	1:55.468	3	34.416	<b>23.209</b>	47.548	1:45.173
<b>87 Daniel WEBBER (VIC) (34th)</b>					4	<b>33.193</b>	23.536	47.557	<b>1:44.286</b>
1	56.209	26.196	52.144	2:14.549	5	33.401	23.568	49.822	1:46.791
2	<b>36.556</b>	<b>25.597</b>	52.538	1:54.691	6	33.455	23.386	48.201	1:45.042
3	36.774	25.627	<b>51.863</b>	<b>1:54.264</b>	7	33.277	23.552	49.222	1:46.051
4	37.059	25.792	52.843	1:55.694	8	34.172	24.531	49.591	1:48.294
5	37.410	26.362	54.492	1:58.264	9	33.658	25.861	<b>47.217</b>	1:46.736
6	39.948	26.355	53.927	2:00.230	<b>237 Joshua WHITEHEAD (NSW) (20th)</b>				
7	38.140	25.655	55.092	1:58.887					
8	41.995	33.760	54.982	2:10.737					

*Scott Laing*  
Chief Timekeeper - Scott Laing

*Mark Hancock*  
Race Director - Mark Hancock





# Round 2 Canberra - ACT 2 May 2021



## THOR

### THOR MX1 Moto 2 - Part 2

Date: 02/05/21  
Event: R08  
Weather: Mostly sunny - Temp: 20.8C  
Track: Good

Started at: 15:05:50  
Laps: 12 Min + 1 Lap  
Starters: 36  
Printed at: 15:29

#### PROVISIONAL SPLIT TIMES

Lap	Split 1	Split 2	Split 3	Lap Time	Lap	Split 1	Split 2	Split 3	Lap Time
1	53.309	25.747	48.934	2:07.990	6	<b>34.486</b>	<b>24.721</b>	52.779	1:51.986
2	33.287	<b>23.572</b>	47.691	<b>1:44.550</b>	7	38.489	26.494	51.356	1:56.339
3	34.585	23.732	47.319	1:45.636	8	35.342	27.057	50.916	1:53.315
4	33.838	24.642	48.391	1:46.871	<b>511 Jay LAMB (NSW) (10th)</b>				
5	33.761	24.006	48.677	1:46.444	1	46.118	23.604	46.910	1:56.632
6	33.259	24.084	48.145	1:45.488	2	33.011	<b>22.590</b>	47.193	1:42.794
7	33.246	23.970	48.453	1:45.669	3	34.029	22.631	47.081	1:43.741
8	<b>32.570</b>	25.306	48.142	1:46.018	4	<b>32.537</b>	23.074	<b>46.122</b>	<b>1:41.733</b>
9	33.446	27.155	<b>46.542</b>	1:47.143	5	32.738	23.070	46.719	1:42.527
<b>415 Ashley O'MELEY (NSW) (29th)</b>					6	33.033	22.842	46.738	1:42.613
1	53.154	25.932	50.252	2:09.338	7	32.927	23.132	46.660	1:42.719
2	38.488	24.994	50.441	1:53.923	8	33.691	23.007	47.459	1:44.157
3	35.776	<b>24.153</b>	49.696	1:49.625	9	33.956	24.977	48.411	1:47.344
4	34.922	24.210	<b>48.931</b>	<b>1:48.063</b>	<b>929 Jayden SHARP (QLD) (32th)</b>				
5	<b>34.904</b>	24.423	49.495	1:48.822	1	54.769	25.762	52.267	2:12.798
6	36.017	24.739	51.393	1:52.149	2	36.278	25.074	<b>50.185</b>	1:51.537
7	37.566	24.525	56.182	1:58.273	3	36.006	24.883	50.334	<b>1:51.223</b>
8	36.343	27.030	51.622	1:54.995	4	37.292	24.794	51.235	1:53.321
<b>432 James JAFFER (31th)</b>					5	<b>35.767</b>	<b>24.537</b>	51.269	1:51.573
1	54.349	26.156	51.168	2:11.673	6	36.088	25.053	51.810	1:52.951
2	36.488	25.115	52.195	1:53.798	7	46.312	26.207	52.075	2:04.594
3	35.379	25.269	50.606	1:51.254	8	37.075	27.172	51.815	1:56.062
4	35.555	25.204	50.180	1:50.939					
5	35.084	24.872	<b>50.093</b>	<b>1:50.049</b>					

The results are provisional until the end of the time limit for protests and appeals.

*Scott Laing*  
Chief Timekeeper - Scott Laing

*Mark Hancock*  
Race Director - Mark Hancock



[www.computime.com.au](http://www.computime.com.au)  
COMPUTIME RACE TIMING SYSTEMS PTY LTD







**Round 2  
Canberra - ACT  
2 May 2021**



**THOR**

**THOR MX1  
Moto 2 - Part 2**

Date: 02/05/21  
Event: R08  
Weather: Mostly sunny - Temp: 20.8C  
Track: Good

Started at: 15:05:50  
Laps: 12 Min + 1 Lap  
Starters: 36  
Printed at: 15:29

**PROVISIONAL FASTEST LAPS SEQUENCE**

Lap	Race Pos	No	Name	Machine	Fastest Lap	On Lap
1	1	5	Kirk GIBBS (SA)	Honda CRF 450	1:43.987	1
2	1	5	Kirk GIBBS (SA)	Honda CRF 450	1:36.143	2

The results are provisional until the end of the time limit for protests and appeals.

  
Chief Timekeeper - Scott Laing

  
Race Director - Mark Hancock









# Round 2 Canberra - ACT 2 May 2021



## THOR

### THOR MX1 Moto 2 - Part 2

Date: 02/05/21  
Event: R08  
Weather: Mostly sunny - Temp: 20.8C  
Track: Good

Started at: 15:05:50  
Laps: 12 Min + 1 Lap  
Starters: 36  
Printed at: 15:29

### PROVISIONAL LAP CHART

Name	Grid	1	2	3	4	5	6	7	8	9	Name
Luke CLOUT (NSW)	1	4	4	4	4	5	4	4	4	4	K. GIBBS
Todd WATERS (QLD)	5	9	72	72	72	45	45	45	45	45	L. CLOUT
Kirk GIBBS (SA)	72	72	45	45	45	72	72	72	72	72	H. MELLROSS
Regan DUFFY (WA)	9	45	1	1	1	1	1	1	1	1	R. DUFFY
Aaron TANTI (QLD)	45	1	24	24	24	24	24	145	145	145	T. WATERS
Hayden MELLROSS (NSW)	24	24	3	145	145	145	145	24	24	24	M. PURVIS
Brett METCALFE (SA)	102	3	145	3	3	9	3	3	3	3	B. METCALFE
Matt MOSS (NSW)	145	7	9	9	9	3	9	9	9	9	J. RYKERS
Maximus PURVIS (VIC)	15	145	7	7	511	511	511	511	511	511	A. TANTI
Jai WALKER (QLD)	7	511	511	511	7	7	7	7	7	7	J. LAMB
Connor TIERNEY (WA)	3	28	28	28	28	28	28	30	30	30	C. TIERNEY
Jayden RYKERS (WA)	511	30	30	2	2	30	30	15	15	15	J. WIGHTMAN
Jay LAMB (NSW)	48	2	2	30	30	2	15	28	28	2	J. WALKER
Joben BALDWIN (VIC)	162	15	15	15	15	15	48	48	2	28	L. LATIMER
Luke ZIELINSKI (QLD)	2	48	48	48	48	48	2	2	81	81	J. DICKSON
Lochie LATIMER (QLD)	81	81	81	81	81	81	81	81	21	21	J. EVANS
Joel EVANS (QLD)	28	62	62	62	29	21	21	21	29	29	R. FINDANIS
Jye DICKSON (NSW)	18	18	29	29	21	29	29	29	168	168	N. GROTHUES
Mitchell NORRIS (SA)	237	162	18	21	168	168	168	168	10	237	Z. DUNLOP
Joshua WHITEHEAD (NSW)	21	29	21	168	162	10	10	10	237	10	J. WHITEHEAD
Ryan FINDANIS (NSW)	30	21	162	162	237	237	237	237	18	18	L. McMANUS
Joel WIGHTMAN (NSW)	62	168	168	18	10	18	18	18	49	49	M. NORRIS
Dylan WOOD (NSW)	29	84	84	237	18	49	49	49	84	89	C. O'LOAN
Navrin GROTHUES (QLD)	168	49	237	84	84	84	84	84	89	84	C. WHITE
Zhane DUNLOP (QLD)	10	89	49	10	49	89	89	89	68	89	S. WARD
Levi McMANUS (VIC)	68	10	10	49	89	36	68	68	36	68	J. COBBIN
Jake COBBIN (NSW)	89	36	89	89	36	68	36	36	62	62	M. CLOSTER
Charlie WHITE	415	237	68	36	68	415	415	62	415	415	D. WOOD
Ashley O'MELEY (NSW)	432	68	36	68	415	32	62	415	32	415	A. O'MELEY
James JAFFER	36	415	32	32	32	432	32	32	432	32	J. CIGLIANO
Max CLOSTER (VIC)	32	33	33	415	432	62	432	432	929	432	J. JAFFER
Joel CIGLIANO (NSW)	49	32	415	33	33	929	929	929	33	929	J. SHARP
Cody O'LOAN (QLD)	55	432	929	929	929	33	33	33	87	33	B. CHERRETT
Michael SKINNER	33	929	432	432	62	87	87	87	87	87	D. WEBBER
Bryson CHERRETT	929	87	87	87	87	162					L. ZIELINSKI
Jayden SHARP (QLD)	101										Wade IRWIN
Wade IRWIN	87										
Daniel WEBBER (VIC)	84										
Siegah WARD (SA)											

The results are provisional until the end of the time limit for protests and appeals.

*Scott Laing*  
Chief Timekeeper - Scott Laing

*Mark Hancock*  
Race Director - Mark Hancock





Round 2  
Canberra - ACT  
2 May 2021



# THOR

## THOR MX1 PROVISIONAL ROUND POINTS

### THOR MX1

Pos	No	Name	Machine	Rnd 2 Moto 1	Rnd 2 Moto 2 (1)	Rnd 2 Moto 2 (2)	Rnd 2 Moto 2	Total
1	4	Luke CLOUT	Yamaha	25	1	2	25	50
2	45	Hayden MELLROSS	Yamaha	18	3	3	22	40
3	72	Regan DUFFY	KTM	20	2	4	20	40
4	1	Todd WATERS	Husqvarna	22	4	5	16	38
5	5	Kirk GIBBS	Honda	16	7	1	18	34
6	24	Brett METCALFE	Honda	15	5	7	14	29
7	3	Jayden RYKERS	Kawasaki	14	8	8	13	27
8	9	Aaron TANTI	GasGas	13	13	9	11	24
9	511	Jay LAMB	Yamaha	11	9	10	12	23
10	15	Jai WALKER	Honda	12	14	13	9	21
11	30	Joel WIGHTMAN	Yamaha	10	10	12	10	20
12	81	Joel EVANS	KTM	8	11	16	8	16
13	7	Connor TIERNEY	Suzuki	9	20	11	7	16
14	145	Maximus PURVIS	Yamaha		6	6	15	15
15	2	Lochie LATIMER	KTM	7	17	14	6	13
16	21	Ryan FINDANIS	Yamaha	4	18	17	4	8
17	62	Dylan WOOD	KTM	5	12	28	1	6
18	48	Joben BALDWIN	Honda	6	21	35		6
19	29	Navrin GROTHUES	Yamaha		15	18	5	5
20	18	Mitchell NORRIS	Honda		16	22	3	3
21	28	Jye DICKSON	KTM	3	38	15		3
22	237	Joshua WHITEHEAD	KTM		19	20	2	2
23	162	Luke ZIELINSKI	GasGas	2	36	36		2
24	168	Zhane DUNLOP	Yamaha	1	22	19		1

  
Chief Timekeeper - Scott Laing

  
Race Director - Mark Hancock



[www.computime.com.au](http://www.computime.com.au)  
COMPUTIME RACE TIMING SYSTEMS PTY LTD





Round 2  
Canberra - ACT  
2 May 2021



# THOR

## THOR MX1

### PROVISIONAL PROGRESSIVE CHAMPIONSHIP POINTS

#### THOR MX1

Pos	No	Name	Machine	Rnd 1 W'thaggi	Rnd 2 Moto 1	Rnd 2 Moto 2	Total
1	72	Regan DUFFY	KTM	45	20	20	85
2	1	Todd WATERS	Husqvarna	40	22	16	78
3	45	Hayden MELLROSS	Yamaha	33	18	22	73
4	4	Luke CLOUT	Yamaha	22	25	25	72
5	5	Kirk GIBBS	Honda	36	16	18	70
6	24	Brett METCALFE	Honda	41	15	14	70
7	3	Jayden RYKERS	Kawasaki	25	14	13	52
8	15	Jai WALKER	Honda	22	12	9	43
9	145	Maximus PURVIS	Yamaha	27		15	42
10	511	Jay LAMB	Yamaha	19	11	12	42
11	7	Connor TIERNEY	Suzuki	26	9	7	42
12	30	Joel WIGHTMAN	Yamaha	18	10	10	38
13	48	Joben BALDWIN	Honda	21	6		27
14	9	Aaron TANTI	GasGas		13	11	24
15	2	Lochie LATIMER	KTM	11	7	6	24
16	81	Joel EVANS	KTM	6	8	8	22
17	28	Jye DICKSON	KTM	14	3		17
18	21	Ryan FINDANIS	Yamaha	6	4	4	14
19	162	Luke ZIELINSKI	GasGas	10	2		12
20	10	Levi McMANUS	Honda	9			9
21	29	Navrin GROTHUES	Yamaha	2		5	7
22	62	Dylan WOOD	KTM		5	1	6
23	103	Jake MOSS	Yamaha	5			5
24	18	Mitchell NORRIS	Honda	1		3	4
25	17	Cory WATTS	Honda	3			3
26	237	Joshua WHITEHEAD	KTM			2	2
27	168	Zhane DUNLOP	Yamaha		1		1

  
Chief Timekeeper - Scott Laing

  
Race Director - Mark Hancock



[www.computime.com.au](http://www.computime.com.au)  
COMPUTIME RACE TIMING SYSTEMS PTY LTD





**Round 2  
Canberra - ACT  
2 May 2021**



# THOR

**THOR MX1  
Moto 2 - Part 2**

Date: 02/05/21  
Event: R08  
Weather: Mostly sunny - Temp: 20.8C  
Track: Good

Started at: 15:05:50  
Laps: 12 Min + 1 Lap  
Starters: 36  
Printed at: 15:29

## PROVISIONAL RACE INFORMATION

Time	Description
15:05:50	Event Start
15:20:43	Chequered Flag
15:22:46	Event Finish

The results are provisional until the end of the time limit for protests and appeals.

  
Chief Timekeeper - Scott Laing

  
Race Director - Mark Hancock

